

Blu-Ray Case - Booklet, Insert & Inlay Specification

Europe

DVD

EDS021

Issue 5

October 2022

Please refer to Printed Parts Specification EDS 007 for further specifications regarding delivery and print finishes.

Table of Contents:

Page 2 Blu-ray Case - Booklet & Inserts (for use with both Red Tag and Non Red Tag cases)

Page 3 Blu-ray Red Tag (14mm spine thickness) Inlay specifications

Page 4 Blu-ray Non Red Tag (12,5mm and 11mm spine thickness) Inlay specifications

Page 5 Blu-ray- Inlay material and barcode format for both 14 mm; 12mm & 11 mm inlays

Note: Drawings not to scale

Printed material supplied that does not conform to the relevant specification may be considered unworkable.

Blu-ray Case - Booklet & Inserts

For use with both Red Tag (14mm spine) and Non Red Tag (12mm and 11mm spine) cases.

Material:

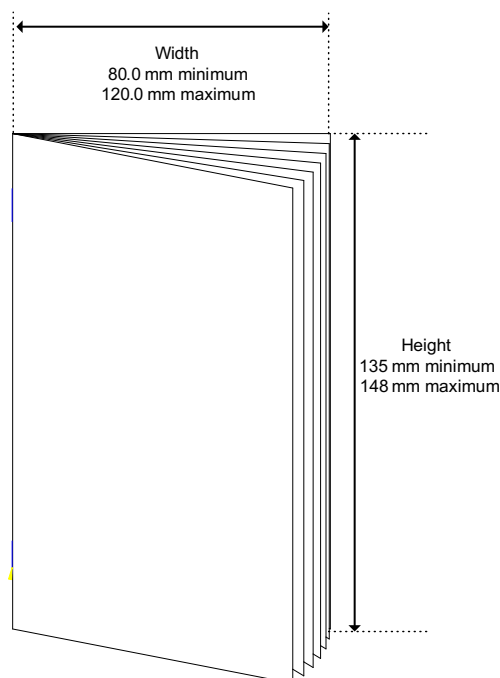
Paper stock:

- Wood Free art paper coated on both sides. High Gloss finish is not acceptable for automated packing
- Weight 115 - 190gsm.

Dimensions:

- The thickness of the finished booklet (s) and or Insert(s) packed into any one HD case must not exceed 3.0mm

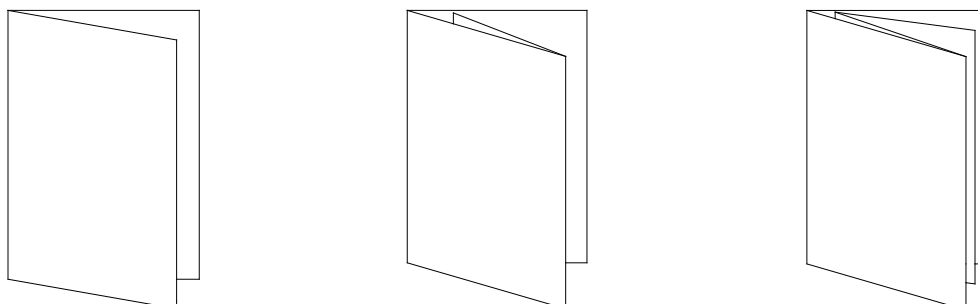
Note: When using a clip in tray to convert the 14mm case into a double, the permissible thickness of the finished booklet (s) and or Insert(s) packed into any one HD case must be reduced and not exceed 2.0mm.



Note: variance must be no greater than 1.0 mm across the batch.

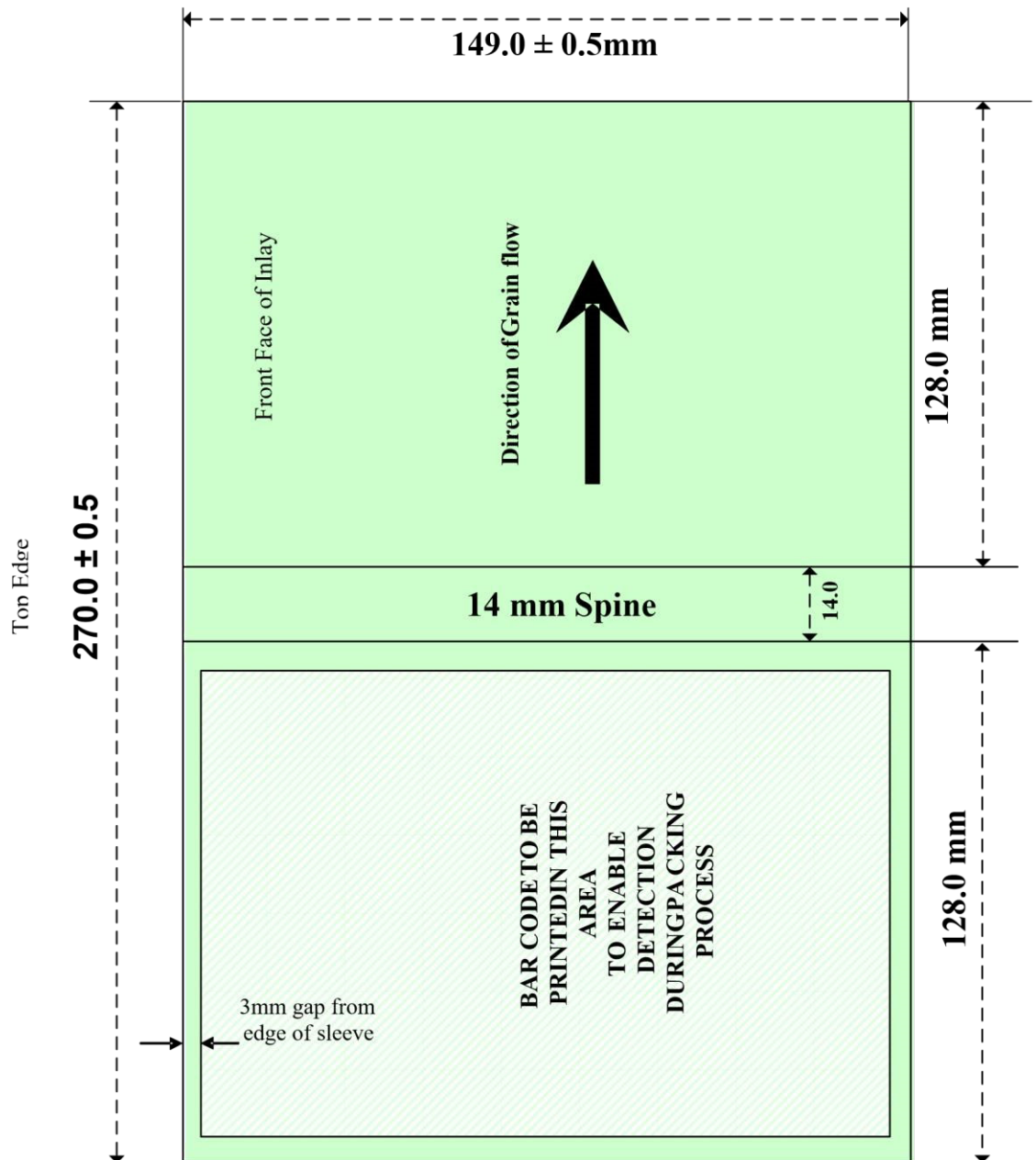
Folded booklets - single sheet

Single sheet booklets may fan folded according to the following diagrams: -

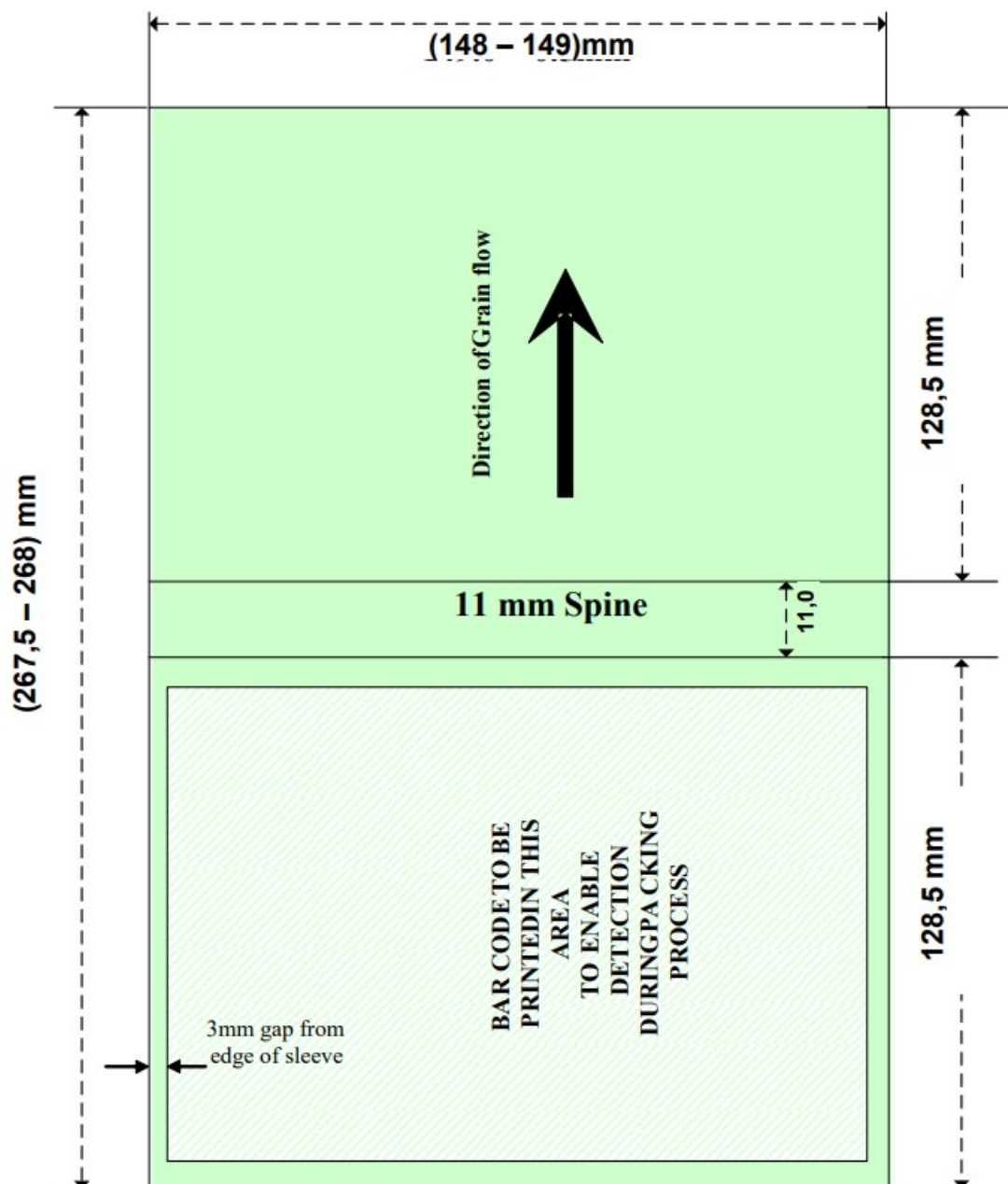


Non-acceptable folds include but are not limited to: Z - folds or Concertina type folds.

Blu- ray -RED TAG (14 mm spine) Case- Sleeve/Inlay



Blu-ray -NON RED TAG (12,5mm and 11mm) Case- Sleeve/Inlay



Note: This Inlay Specification is used for both 11.00MM AND 12.5MM Boxes.

Blu-ray -14 mm, 12,5 mm & 11mm Sleeve/Inlay

Material:


Paper Stock:

- Type: Wood free art paper coated on both sides. High Gloss finish is not acceptable for automated packing
- Weight: 115 - 190gsm.

Barcode Format:

It is the symbol producers' responsibility to ensure that barcodes will scan.

- Border dimensions for barcodes acceptable to enable detection on automated inline barcode scanners



- b a c
- a: 25 minimum up to 45 mm maximum
b: greater than 4 mm
c: greater than 4 mm

- Bar code height: minimum of 16mm
- Bar code width: minimum of 25mm
- The UPC barcode is printed within a white box measuring a minimum of 33 mm by 22 mm. The left and right hand side borders must not be infringed by text or other art work.
- The Quiet Zone - i.e. A clear space (Border) with no dark marks preceding the start character of a bar code symbol and following the stop character must be greater than 4mm
- Barcodes are to be printed in picket fence orientation when the packaged unit is in vertical position.

Barcode Placement:

- Visible on the outside back of inlay wrap, the barcode symbol should be printed at less 3 mm away from any seams or fold.
- The bar code must be printed on the back face of the printed sleeve to ensure automatic inline detection during packaging.