



DVD Generic Standard Single & Double Case (14mm): Booklet & Insert Specifications

DVD (14mm): Booklet & Insert Specifications

DATE: Dec 2013

FORM: F030393

REV: M PAGE: 1 OF 5

NOTE: This spec not applicable for the The Eco-Box case with cutouts. See separate Eco-Box specification.

The following specifications are provided to ensure conformity to our insertion process of printed booklet materials into a generic, standard DVD Single / Double case. Materials which do not conform to the specifications set forth in these instructions may still be considered workable parts, but require manual insertion at an additional charge.

Dimensional Requirements:

All finished materials and/or submitted artwork must fall within the boundaries and meet all other requirements outlined in the DVD Generic Standard Single or Double Case insert Specifications Diagram.

Paper Stock:

Material should be wood-free, non-porous, art paper coated on both sides. Opaque stock is highly recommended to eliminate bleed-through.

Single sheet: 80 lb. text weight to 7 pt. Board (.004"-.007")

Multi-page Booklets:

Inner pages: 60 to 80 lb. text weight (.0025"-.004")

Cover pages: 80 to 100 lb. text weight (.004"-.0055")

Thickness of Finished Booklet:

The thickness of the combined booklet(s) and/or insert(s) must fall within the following to be considered automateable:

- 0.005" - 0.110" (0.13mm - 2.8mm) measured at the thickest point.

UV Coating and Varnishing:

Do not UV coat or varnish printed materials either before or after printing. High gloss coatings are vulnerable to damage which can affect the appearance of the finished product and may be incompatible with automated equipment, requiring manual insertion.

Stapling/Folding:

If applicable, multi-page booklets must be stapled with non-corrosive staples and folded. Folds are to be made per DVD Generic Standard Single or Double Case insert specification diagram.

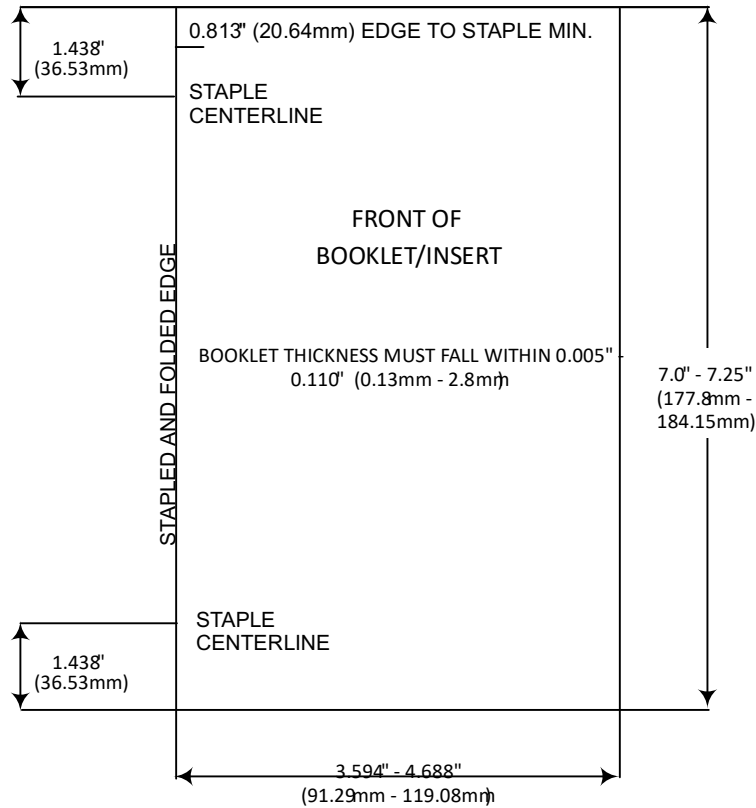
Folded or Tri-Folded Booklets (from a single sheet):

Folded booklets may require hand insertion with an associated surcharge.

If there is to be only one Insert or Booklet in a case, it must be made to the dimensions shown on page 2 to be fully held in place by both clips and function properly in automation.

If more than one Insert or Booklet will be used the secondary Insert can be made to the smaller dimensions shown on page 3 however the part can only be inserted beneath the primary Insert made to the dimensions on page 2. Insert position is shown on page 4.

Primary Booklet & Insert Specification



Note: This drawing is not to scale.

Please use the numerical dimensions and tolerances to ensure the final booklet is within specification.

General Description:

Booklet is enclosed in a generic, standard single or double DVD case. The dimensions indicated above are those of the finished product.

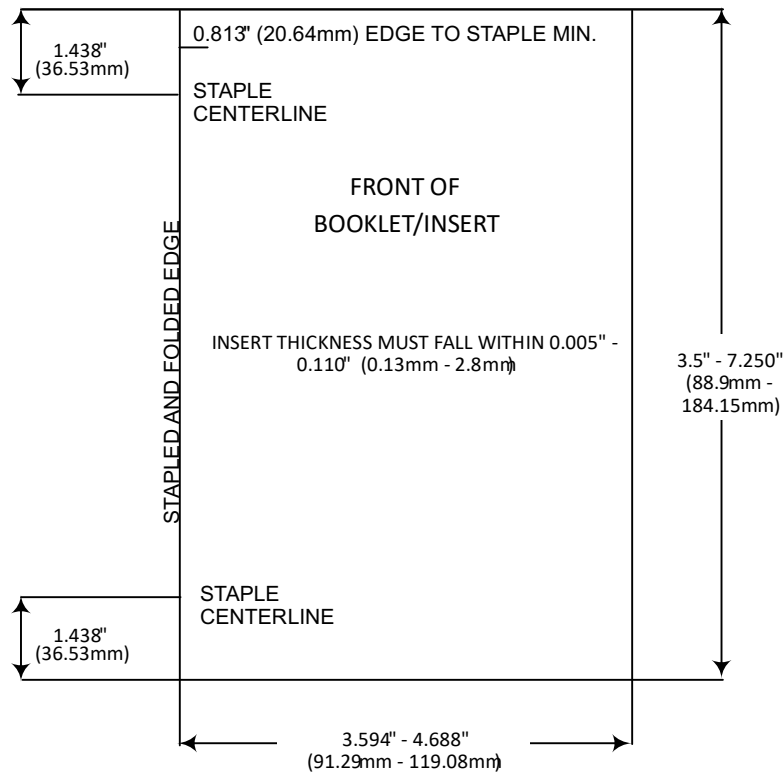
Note: These specifications are provided to ensure conformity to our insertion process for printed materials into a generic, standard single or double DVD case. Materials which do not conform to the specifications set forth in these instructions may still be considered workable parts, but require manual insertion at an additional charge.

If there is to be only one Insert or Booklet in a case, it must be made to the dimensions shown on page 2 to be fully held in place by both clips and function properly in automation.

If more than one Insert or Booklet will be used the secondary Insert can be made to the smaller dimensions shown on page 3 however the part can only be inserted beneath the primary Insert made to the dimensions on page 2. Insert position is shown on page 4.

DVD (14mm): Booklet & Insert Specifications	DATE: Dec 2013	FORM: F030393	REV: M	PAGE: 3 OF 5
---	----------------	---------------	--------	--------------

Secondary Booklet & Insert Specification



Note: This drawing is not to scale.

Please use the numerical dimensions and tolerances to ensure the final booklet is within specification.

General Description:


Insert is enclosed in a generic, standard single or double DVD case. The dimensions indicated above are those of the finished product.

Note: These specifications are provided to ensure conformity to our insertion process for printed materials into a generic, standard single or double DVD case. Materials which do not conform to the specifications set forth in these instructions may still be considered workable parts, but require manual insertion at an additional charge.

If there is to be only one Insert or Booklet in a case, it must be made to the dimensions shown on page 2 to be fully held in place by both clips and function properly in automation.

If more than one Insert or Booklet will be used the secondary Insert can be made to the smaller dimensions shown on page 3 however the part can only be inserted beneath the primary Insert made to the dimensions on page 2. Insert position is shown on page 4.


Booklet & Insert Position



- For Standard DVD cases:
 - Insert #1 (fits & secured under both clips)
 - Inserts #2 & #3 If smaller must be placed beneath #1

DVD Generic Standard Single & Double Case (14mm): Booklet & Insert Specifications

Acceptable Folding



For stapled books, the spacing of the staple from the edge of book is to be 0.813" (20.64mm) minimum.

