

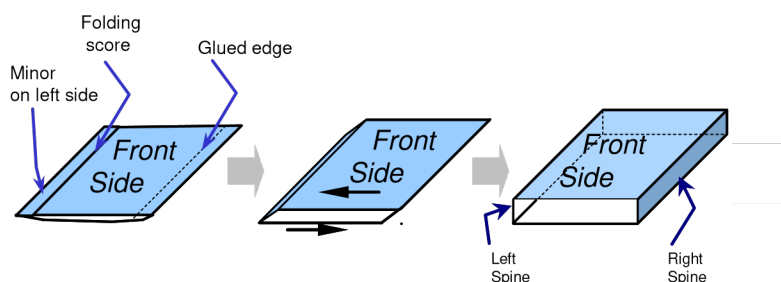
DVD O-Sleeve with UPC Cut Out for Standard 14mm Cases:

The following specifications are provided to ensure the required consistency to run efficiently in Conectiv's automated equipment with minimal setup and adjustment changes. **Materials which do not conform to the specifications set forth in these instructions may be considered workable parts, but are subject to additional packaging charges and/or extended delivery times.**

Examples of Non-Conforming O-Sleeves Include:

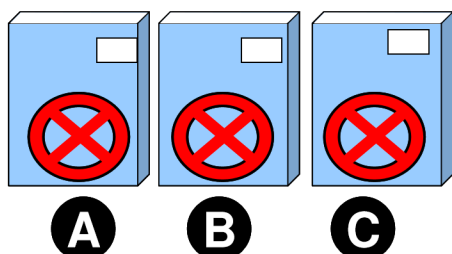
- Any O-Sleeve received with embossed art or text.
- Any O-Sleeve received with "Minor on Right" side. The Illustration below shows the proper way the O-Sleeve should be supplied.
- Any O-Sleeve that incorporates a lenticular 3D type onsert or laminate.
- Windows and cut outs of dimensions and or position other than those shown in the specification for the UPC label.
- Any O-Sleeve received that is not within the published specifications, this pertains to material (ex. Plastic), critical dimensions, and UPC window location.
- Any O-Sleeve received where the fold score lines are not consistent or not well-defined, allowing the sleeve to fold incorrectly.
- Any O-Sleeve with a cutout on the Front.
- Any O-Sleeve with a Door Flap.

Proper Layout:



Note: Glue edge must be on right side as shown.

Suggested areas to stay away from:



- A.) UPC Window directly against right spine.
- B.) UPC Window too close to right spine.
- C.) UPC Window too close to top edge.

These are subject to Evaluation as they create higher scrap rates.

DVD O-Sleeve with UPC Cut Out for Standard 14mm Cases:

Dimensional Requirements:

The O-Sleeve UPC Cut Out Window dimensions as shown in the illustration to the right apply to all standard DVD O-Sleeves.

O-Sleeve Paper Stock & Packaging:

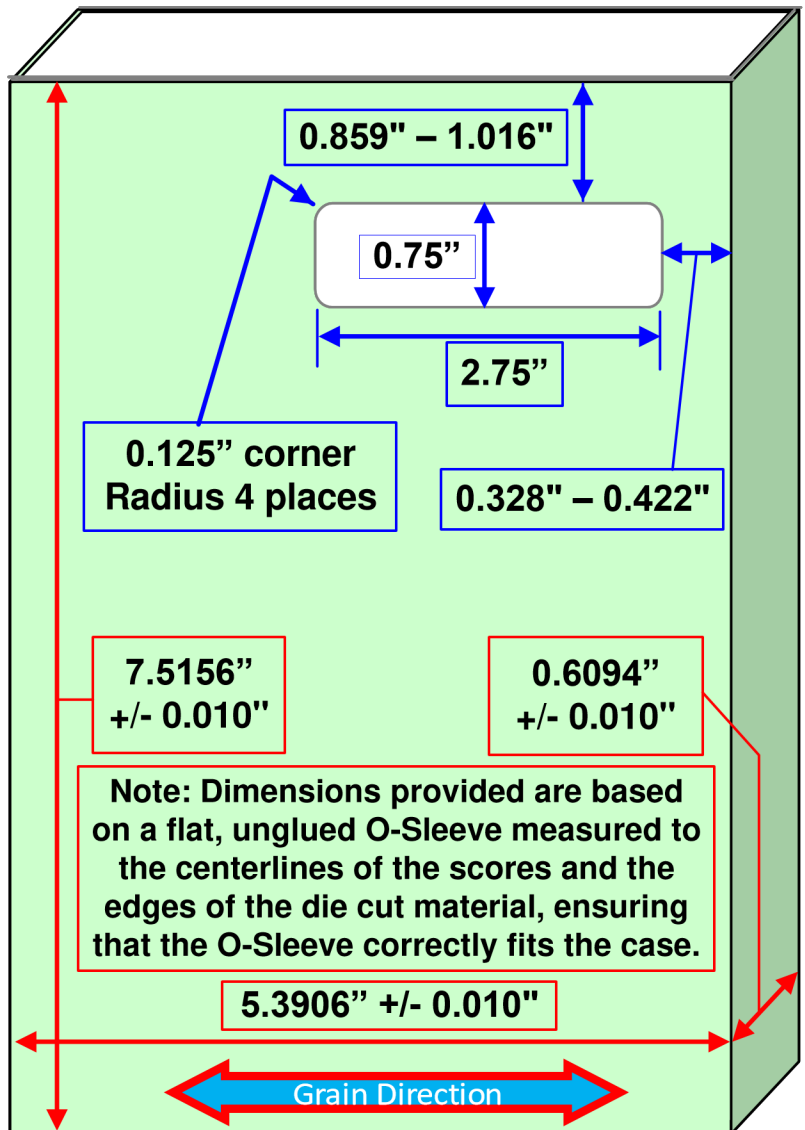
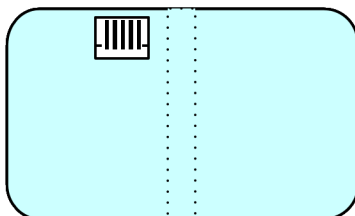
- 0.016" or 0.018" SBS
(SBS=Solid Bleached Sulfate)
- Pre-Broken
- Packed in same orientation
- Full Carton Weight not to exceed 30 lbs.

Finish:

UV or Aqueous acceptable

UPC on Wrap:

Reference Conectiv Specification F030367 for location & size requirement of UPC on wrap to ensure it conforms with O-Sleeve Cut Out location.



Back Side of O-Sleeve Finished Product
Shown for Dimensions Only, refer to Page 1 for proper folding.

Note: Drawing Not To Scale